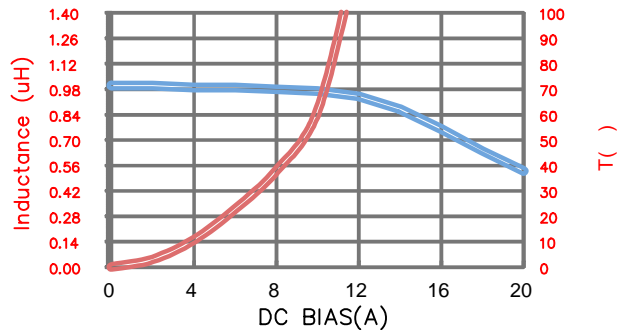
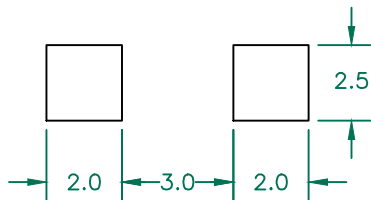


# MGV05021R0M-10

## PHYSICAL DIMENSIONS:

A	5.50	±	0.50
B	5.10	±	0.30
C	2.00	±	0.30
D	1.50	±	0.30
E	1.20	±	0.50

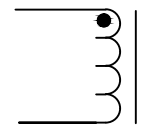
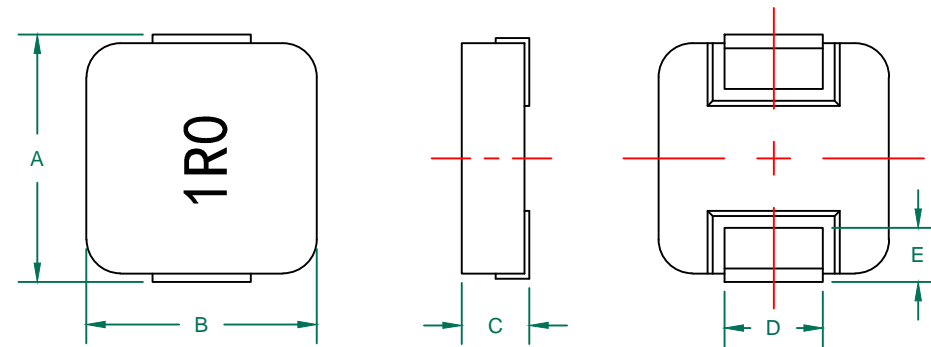
## LAND PATTERNS FOR REFLOW SOLDERING



## ELECTRICAL SPECIFICATION @ 25°C

	Min	Norm	Max
INDUCTANCE (uH) L @ 100 KHz/0.25V ± 20%	0.8	1.0	1.2
DCR (Ω)			0.020

Saturation Current <sup>3</sup> Isat (A)	16.00
Temperature Rise Current Irms <sup>4</sup> (A)	7.00



RoHS

UNCONTROLLED DOCUMENT

## NOTES: UNLESS OTHERWISE SPECIFIED

- COMPONENTS SHOULD BE ADEQUATELY PREHEATED BEFORE SOLDERING.
- OPERATION TEMPERATURE RANGE:  
-40°C ~ +125°C (INCLUDING SELF-HEATING).
- DEFINITION OF SATURATION CURRENT (ISAT): DC CURRENT AT WHICH THE INDUCTANCE DROPS ≤ 25% FROM ITS VALUE WITHOUT CURRENT (Ta=25±5°C).
- DEFINITION OF TEMPERATURE RISE CURRENT (IRMS): DC CURRENT THAT CAUSES THE TEMPERATURE RISE (ΔT ≤ 40°C) FROM 25°C AMBIENT.

DIMENSIONS ARE IN mm.				This print is the property of Laird Tech. and is loaned in confidence subject to return upon request and with the understanding that no copies shall be made without the written consent of Laird Tech. All rights to design or invention are reserved.			
D	UPDATE LOGO	04/22/15	QIU	PROJECT/PART NUMBER:	REV	PART TYPE:	DRAWN BY:
C	CHANGE NOTE 2.3.4	09/24/12	QIU	MGV05021R0M-10	D	POWER INDUCTOR	QIU
B	REVISE DIMENSIONS	06/27/12	QIU	DATE:	SCALE:	NTS	SHEET:
A	ORIGINAL DRAFT	04/25/12	QIU	04/25/12			
REV	DESCRIPTION	DATE	INT	CAD #	TOOL #		
				MGV05021R0M-10-D	-		1 of 1